

2026 Sewer Bill Changes: Transparency in Wastewater and Stormwater Charges

In January 2026, the City of Windsor is introducing an updated rate structure for residential wastewater and stormwater fees. The new structure means that most residential customers won't pay more than they did in 2025 as long as they use about the same amount of water this year.

Multi-residential and non-residential rates will remain consistent with 2025.

Prior 2025 Residential Bill

SEWER
City Of Windsor

Your Sewer Charges For YYYY-MM-DD To YYYY-MM-DD

Wastewater Fixed Component	\$X.XX
Wastewater Consumption Component (XX CM @ X.XX / CM)	\$X.XX
Stormwater Component - Tier X	\$X.XX
Your Total Sewer Charges	\$X.XX

New 2026 Residential Bill

SEWER
City Of Windsor

Your Sewer Charges For YYYY-MM-DD To YYYY-MM-DD

Wastewater Fixed Charge	A	For more information about this Fixed Charge, SEE PAGE 2	\$X.XX
Wastewater Usage - Step 1 (XX CM @ X.XX / CM)	B	For more information about Steps 1-4, SEE PAGE 2	\$X.XX
Wastewater Usage - Step 2 (XX CM @ X.XX / CM)			\$X.XX
Wastewater Usage - Step 3 (XX CM @ X.XX / CM)			\$X.XX
Wastewater Usage - Step 4 (XX CM @ X.XX / CM)	C	For more information about this Fixed Charge, SEE PAGE 2	\$X.XX
Stormwater Fixed Charge - Tier X			\$X.XX
Your Total Sewer Charges			\$X.XX

We're Here to Help! Get the Right Answers Fast

Our teams are ready to assist you with any questions or concerns. To ensure you receive the most efficient and accurate support, please contact:



ENWIN's stormwater line at (519) 255-6903 for:

- Account set-up (add or separate stormwater charges to/from other ENWIN accounts)
- Arrears Liens: Prior to transfer to tax roll
- Balance inquiry
- Late Fees
- Payment methods / options
- Reading ENWIN bill / understanding bill





The City of Windsor at 311 for:

- Arrears Liens: After transfer to tax roll
- Credit program (stormwater specific)
- Fee calculation
- Impervious area calculation (for example, appeals and recalculations)
- Incentives program
- Rate structure





Your **wastewater usage** is based on the amount of wastewater you produce. This includes a fixed charge and a usage step(s). The tables below show residential and non-residential wastewater rates.


RESIDENTIAL RATES

Usage Step	Rate per cubic metre
Fixed Charge 	\$12.89 / month
1 - 5 cubic metres 	\$1.75
6 - 17 cubic metres	\$3.40
18 - 30 cubic metres	\$3.55
More than 30 cubic metres	\$3.58

Wastewater is water that goes down your drains — from sinks, showers, toilets and appliances.

NON-RESIDENTIAL AND MULTI-RESIDENTIAL

	Meter Size	2026 Monthly Rate
Fixed Charge 	Less than 1 inch	\$ 12.89
	1 inch	\$116.57
	1 ½ inch	\$273.07
	2 inch	\$455.84
	3 inch	\$819.25
	4 inch	\$1,450.72
	6 inch	\$2,648.92
	8 inch	\$4,413.61
	10 inch	\$7,270.84
	12 inch	\$10,470.00
Variable Charge 	Per cubic metre of water used (reduced for excess summer consumption)	\$1.66

 Your **stormwater fee** is based on the impervious area on your property. The tables below show the three residential tiers (small, medium, and large) and the cost per square metre for non-residential and multi-residential properties.

RESIDENTIAL RATES

Residential Tier	Impervious Area	Fixed Charge
Tier 1	27 - 200 square metres	\$8.00 / month
Tier 2	201 - 325 square metres	\$10.00 / month
Tier 3	More than 325 square metres	\$12.00 / month

Residential stormwater charges will be fixed, while wastewater charges will include a fixed charge and usage steps based on how much wastewater you produce.

NON- RESIDENTIAL AND MULTI-RESIDENTIAL

Non- Residential and Multi-Residential	Monthly Flat Rate*
Per square metre	\$0.105 / m ²

* equivalent annual rate of \$1.26 /m2

